


**Megapress S with SC-Contur**  
Piping technology



**viega**

**Press connector system with press connectors made of non-alloy steel 1.0308 for black, galvanised, industrially painted and powder-coated steel pipes in acc. with DIN EN 10255 and in acc. with DIN EN 10220 / DIN EN 10216-1 as well as DIN EN 10220 / DIN EN 10217-1.**

**Press connectors**

Megapress S press connectors are made of steel 1.0308 with an external galvanic zinc-nickel coating.  
 All sizes with SC-Contur – connections, which remain unpressed become visible when the system is filled. The SC-Contur fulfils the requirements of DVGW worksheet W 534, point 12.14, connectors with forced leakage.  
 During leakage tests with water, Viega guarantees the identification of unpressed connections in the pressure range 0.1 MPa–0.65 MPa, in the case of a dry leakage test with compressed air or noble gases from 22 hPa–0.3 MPa.

**Marking**

White dot, black rectangle with symbol »Not for drinking water installations«



**Sealing elements**

FKM, matt black

**Dimensions**

D2½ (DN65); D3 (DN80); D4 (DN100);  
 D= external pipe diameter in acc. with DIN EN 10255

**Areas of application**

- Industrial and plant engineering
- Closed cooling and heating circuits
- Compressed air system
- Fire extinguisher and sprinkler units
- Systems for technical gases (request required)

Use of the system for application areas and media other than those described here must be agreed with Viega Service Center.

**Operating conditions**

- Operating temperature -5 °C up to +140 °C
- Operating pressure max. 1.6 MPa (PN 16)

**Note**

Megapress S is suitable for

- Fire extinguisher and sprinkler units (required minimum wall thickness and maximum wall thickness need to be considered)
- For pipes in acc. with DIN EN 10220 / DIN EN 10216-1 / DIN EN 10217-1:  
 raw line 1: D2½–D4

The Megapress S system is **not** suitable for

- combustible gases in acc. with DVGW worksheet G 260
- Drinking water installations and other open systems

**Note – Limitations of use heating systems**

Observe VDI 2035 and DIN EN 12828!

Megapress S components may only be used with components that belong to the system!

**Protection against external corrosion**

Thanks to a high-quality zinc-nickel coating the press connectors are optimally protected against corrosion - e.g. when condensation water forms in cooling systems.  
 The pipe being use should be protected with suitable corrosion prevention measures - observe manufacturer’s information.  
 Pipes and connectors should be insulated in the same way in

acc. with the general rules of engineering.

**Use of press tools**

For the production of the Megapress S XL press connection the Pressgun-Press Booster is required (product group system press tools).

The functional safety of the Viega press connector systems is primarily dependent on the perfect condition of the press tools and press machines used. For this reason, for the production of press connections, we recommend the use of Viega press tools and their regular inspection by authorised service points.

**Technical data**

Press connectors and components are constantly being optimised. If required, the current Z and installation dimensions can be obtained from the download area of the Viega homepage: [viega.com/downloads](http://viega.com/downloads)

**INDEX**

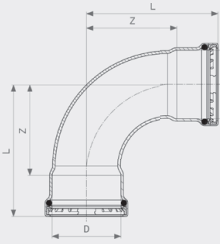
Overview Megapress S dimensions for pipes	4
T-pieces	5
Adapter pieces/adapter elbows	6
Couplings	6
Reductions	7
Caps	7
Flanges	7



**GTIN-Code (Global Trade Item Number, previously EAN-Code)**

The GTIN-Code composed out of the constant manufacturer number 4015211 and a six-digit article code - in this example 305 611. The exchange of the last six digits against the article code shows the GTIN-Code.

**OVERVIEW MEGAPRESS S DIMENSIONS FOR PIPES**

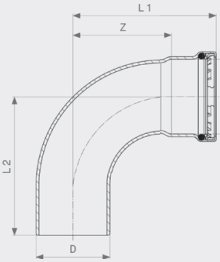


**Megapress S XL Elbow 90°**  
- non-alloyed steel, zinc-nickel coating  
**Model 4216XL**

article	VdS	DN	D	Z	L
751 616	✓	65	2½	103	149
751 623	✓	80	3	120	178
751 630	✓	100	4	150	230

VdS = VdS certification

**NEW**

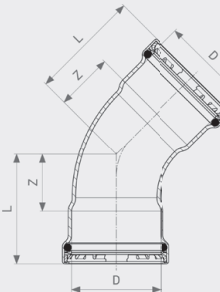


**Megapress S XL Elbow 90°**  
- non-alloyed steel, zinc-nickel coating  
**Model 4216.1XL**

article	VdS	DN	D	Z	L1	L2
751 678	✓	65	2½	103	149	144
751 685	✓	80	3	120	178	173
751 692	✓	100	4	150	230	223

VdS = VdS certification

**NEW**

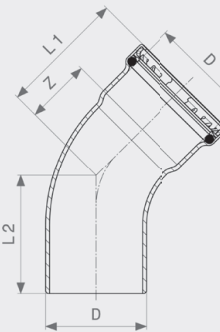


**Megapress S XL Elbow 45°**  
- non-alloyed steel, zinc-nickel coating  
**Model 4226XL**

article	VdS	DN	D	Z	L
751 647	✓	65	2½	49	95
751 654	✓	80	3	57	116
751 661	✓	100	4	70	150

VdS = VdS certification

**NEW**



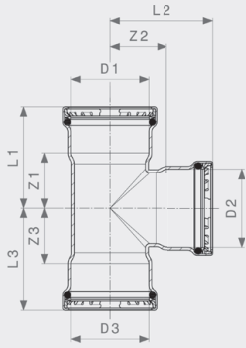
**Megapress S XL Elbow 45°**  
- non-alloyed steel, zinc-nickel coating  
**Model 4226.1XL**

article	VdS	DN	D	Z	L1	L2
751 708	✓	65	2½	49	95	90
751 715	✓	80	3	57	116	110
751 722	✓	100	4	70	150	143

VdS = VdS certification

**NEW**

T-PIECES

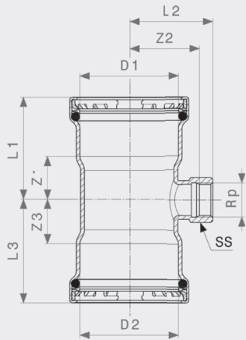


**Megapress S XL T-piece**  
- non-alloyed steel, zinc-nickel coating  
**Model 4218XL**

**NEW**

article	VdS	DN	D1	D2	D3	Z1	Z2	Z3	L1	L2	L3
751 944	✓	65	2½	1	2½	34	52	34	80	86	80
751 968	✓	65	2½	1¼	2½	38	52	38	84	98	84
751 975	✓	65	2½	1½	2½	44	53	44	90	100	90
751 982	✓	65	2½	2	2½	55	52	55	100	102	100
751 524	✓	65	2½	2½	2½	55	57	55	100	102	100
751 999	✓	80	3	1	3	42	58	42	100	92	100
752 002	✓	80	3	1¼	3	44	59	44	102	105	102
752 019	✓	80	3	1½	3	46	59	46	105	107	105
752 026	✓	80	3	2	3	54	58	54	112	108	112
752 033	✓	80	3	2½	3	59	64	59	118	110	118
751 548	✓	80	3	3	3	66	64	66	124	122	124
752 040	✓	100	4	1	4	42	72	42	122	107	122
752 057	✓	100	4	1¼	4	46	72	46	126	119	126
752 064	✓	100	4	1½	4	48	74	48	128	121	128
752 071	✓	100	4	2	4	56	74	56	136	123	136
752 088	✓	100	4	2½	4	61	78	61	141	124	141
752 095	✓	100	4	3	4	68	78	68	148	137	148
751 531	✓	100	4	4	4	82	79	82	162	159	162

VdS = VdS certification



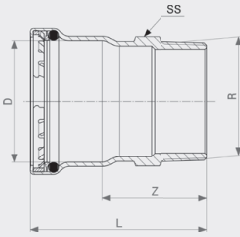
**Megapress S XL T-piece**  
- non-alloyed steel, zinc-nickel coating  
**Model 4217.2XL**

**NEW**

article	VdS	DN	Rp	D1	D2	Z1	Z2	Z3	L1	L2	L3	SS
752 101	✓	65	¾	2½	2½	34	48	34	80	65	80	32
752 118	✓	80	¾	3	3	36	55	36	95	71	95	32
752 125	✓	100	¾	4	4	40	69	40	120	86	120	32

VdS = VdS certification  
SS = spanner size

**ADAPTER PIECES/ADAPTER ELBOWS**

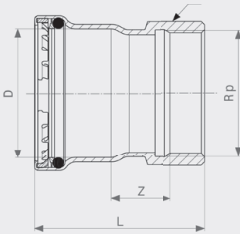


**Megapress S XL Adapter**  
- non-alloyed steel, zinc-nickel coating  
**Model 4211XL**

article	VdS	DN	D	R	Z	L	SS
751 555	✓	65	2½	2½	67	113	77
751 562	✓	80	3	3	72	130	90
751 579	✓	100	4	4	80	160	120

VdS = VdS certification  
SS = spanner size

**NEW**



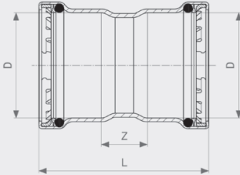
**Megapress S XL Adapter**  
- non-alloyed steel, zinc-nickel coating  
**Model 4212XL**

article	VdS	DN	D	Rp	Z	L
751 586	✓	65	2½	2½	26	102
751 593	✓	80	3	3	27	119
751 609	✓	100	4	4	27	146

VdS = VdS certification

**NEW**

**COUPLINGS**

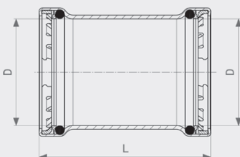


**Megapress S XL Coupling**  
- non-alloyed steel, zinc-nickel coating  
**Model 4215XL**

article	VdS	DN	D	Z	L
751 739	✓	65	2½	34	125
751 746	✓	80	3	35	152
751 753	✓	100	4	40	200

VdS = VdS certification

**NEW**



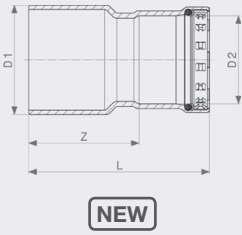
**Megapress S XL Sliding coupling**  
- non-alloyed steel, zinc-nickel coating  
**Model 4215.5XL**

article	VdS	DN	D	L
751 760	✓	65	2½	125
751 777	✓	80	3	152
751 784	✓	100	4	200

VdS = VdS certification

**NEW**

REDUCTIONS

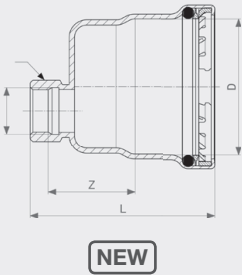


**Megapress S XL Reducer**  
 - non-alloyed steel, zinc-nickel coating  
**Model 4215.1XL**

article	VdS	DN1	D1	DN2	D2	Z	L
752 156	✓	65	2½	50	2	77	127
752 163	✓	80	3	50	2	95	145
752 170	✓	80	3	65	2½	95	141
752 187	✓	100	4	50	2	134	184
752 194	✓	100	4	65	2½	134	180
752 200	✓	100	4	80	3	128	186

VdS = VdS certification

CAPS

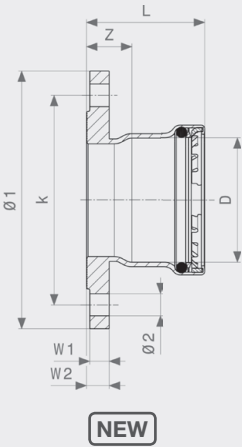


**Megapress S XL Cap**  
 - non-alloyed steel, zinc-nickel coating  
**Model 4256XL**

article	VdS	DN	D	Z	L
751 920	✓	65	2½	43	105
751 937	✓	80	3	43	118
751 951	✓	100	4	44	140

VdS = VdS certification

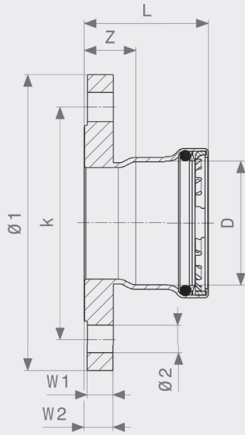
FLANGES



**Megapress S XL Flange adapter**  
 - non-alloyed steel, zinc-nickel coating  
**Model 4259.1XL**

article	DN	D	n	Z	L	k	Ø1	Ø2	W1	W2
751 890	65	2½	4	28	73	130	160	14	12	14
751 906	80	3	4	31	90	150	190	18	14	16
751 913	100	4	4	32	112	170	210	18	14	16

n = number of holes  
 k = bolt circle diameter  
 Ø = diameter



**Megapress S XL Flange adapter**  
 - non-alloyed steel, zinc-nickel coating  
**Model 4259XL**

**NEW**

article	VdS	DN	D	n	Z	L	k	Ø1	Ø2	W1	W2
751 869	✓	65	2½	8	32	78	145	185	18	16	18
751 876	✓	80	3	8	35	94	160	200	18	18	20
751 883	✓	100	4	8	36	116	180	220	18	18	20

VdS = VdS certification

n = number of holes

k = bolt circle diameter

Ø = diameter



order code	page	order code	page	order code	page	order code	page	order code	page
751 524	5								
751 531	5								
751 548	5								
751 555	6								
751 562	6								
751 579	6								
751 586	6								
751 593	6								
751 609	6								
751 616	4								
751 623	4								
751 630	4								
751 647	4								
751 654	4								
751 661	4								
751 678	4								
751 685	4								
751 692	4								
751 708	4								
751 715	4								
751 722	4								
751 739	6								
751 746	6								
751 753	6								
751 760	6								
751 777	6								
751 784	6								
751 869	8								
751 876	8								
751 883	8								
751 890	7								
751 906	7								
751 913	7								
751 920	7								
751 937	7								
751 944	5								
751 951	7								
751 968	5								
751 975	5								
751 982	5								
751 999	5								
752 002	5								
752 019	5								
752 026	5								
752 033	5								
752 040	5								
752 057	5								
752 064	5								
752 071	5								
752 088	5								
752 095	5								
752 101	5								
752 118	5								
752 125	5								
752 156	7								
752 163	7								
752 170	7								
752 187	7								
752 194	7								
752 200	7								

model no.	page	model no.	page	model no.	page	model no.	page	model no.	page
4211XL	6								
4212XL	6								
4215.1XL	7								
4215.5XL	6								
4215XL	6								
4216.1XL	4								
4216XL	4								
4217.2XL	5								
4218XL	5								
4226.1XL	4								
4226XL	4								
4256XL	7								
4259.1XL	7								
4259XL	8								